

Name:

Date:

Period:

Practice Worksheet: Graphing Quadratic Functions in Intercept Form

For #1-6, label the x-intercepts, axis of symmetry, vertex, y-int., and at least one more point on the graph.

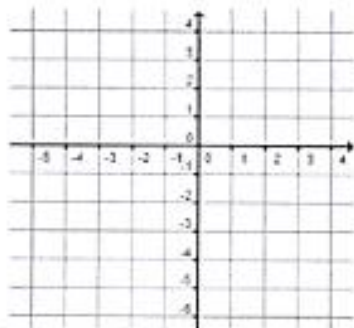
1] $y = \frac{1}{2}(x + 4)(x - 2)$

x-intercepts: (____, 0) (____, 0)

Axis of Symmetry is $x =$ _____

Vertex: (____, ____)

y-intercept: (0, ____)



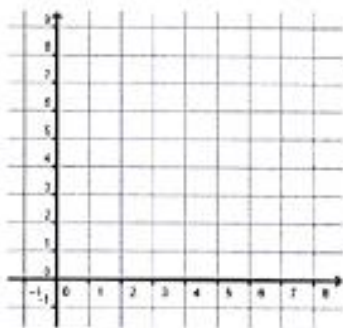
2] $y = -\frac{1}{2}x(x - 8)$

x-intercepts: (____, 0) (____, 0)

Axis of Symmetry is $x =$ _____

Vertex: (____, ____)

y-intercept: (0, ____)



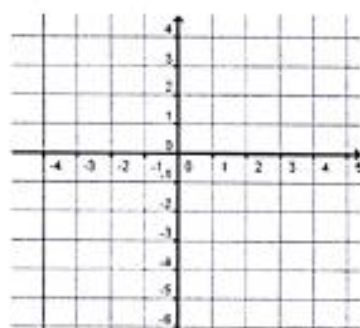
3] $y = (x + 2)(x - 2)$

x-intercepts: (____, 0) (____, 0)

Axis of Symmetry is $x =$ _____

Vertex: (____, ____)

y-intercept: (0, ____)



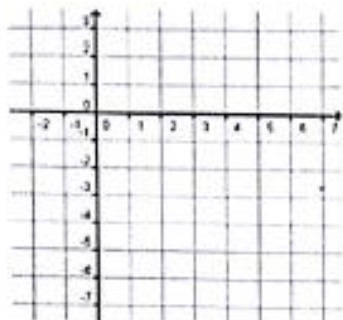
4] $y = -\frac{1}{3}(x + 1)(x - 5)$

x-intercepts: (____, 0) (____, 0)

Axis of Symmetry is $x =$ _____

Vertex: (____, ____)

y-intercept: (0, ____)



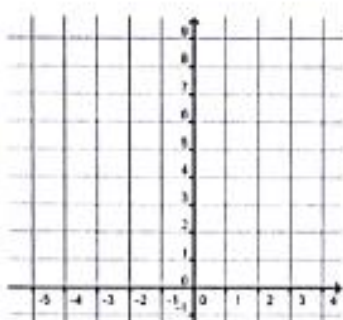
5] $y = 4(x + 2)(x + 1)$

x-intercepts: (____, 0) (____, 0)

Axis of Symmetry is $x =$ _____

Vertex: (____, ____)

y-intercept: (0, ____)




6] $y = -(x - 3)(x - 3)$

x-intercepts: (____, 0) (____, 0)

Axis of Symmetry is $x =$ _____

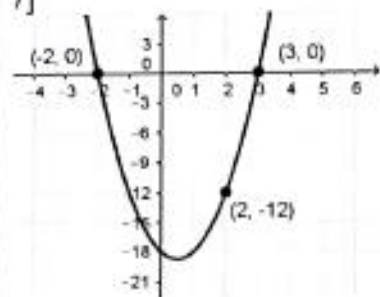
Vertex: (____, ____)

y-intercept: (0, ____)



Write the equation of the parabola in intercept form.

7]

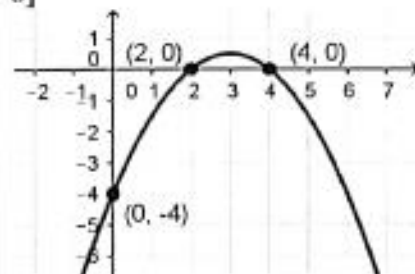


$p =$ $q =$ $x =$ $y =$

Find a.

Write the equation.

8]

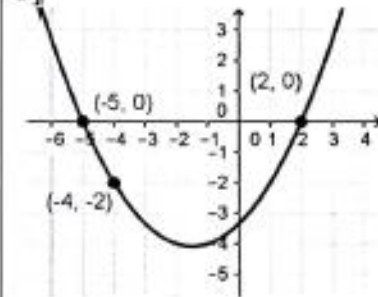


$p =$ $q =$ $x =$ $y =$

Find a.

Write the equation.

9]

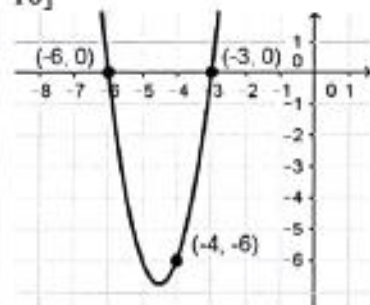


$p =$ $q =$ $x =$ $y =$

Find a.

Write the equation.

10]

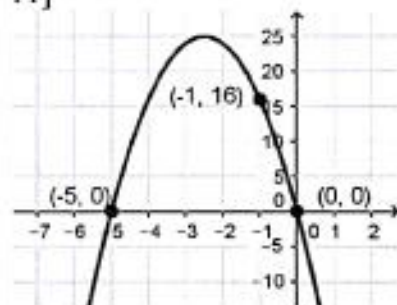


$p =$ $q =$ $x =$ $y =$

Find a.

Write the equation.

11]

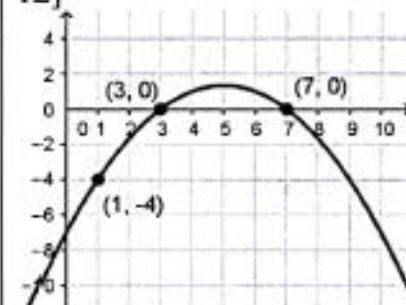


$p =$ $q =$ $x =$ $y =$

Find a.

Write the equation.

12]



$p =$ $q =$ $x =$ $y =$

Find a.

Write the equation.

Write the quadratic function in standard form.

13] $y = \frac{1}{2}(x + 4)(x - 2)$

14] $y = -(x - 1)(x - 1)$

15] $y = 3(x + 3)(x + 1)$